



# Tourism Statistics Summary

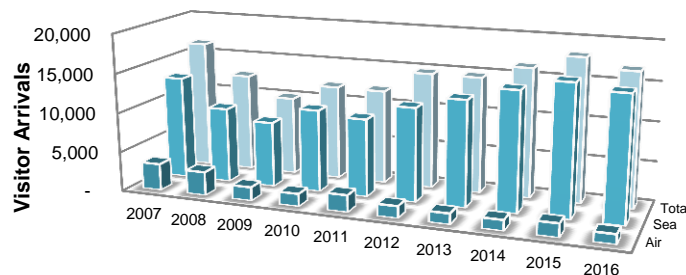
## February 2016

### OVERVIEW

Winter season, visitor arrivals for 2016 continue to show another decrease; with February recording a 6.9% decrease when compared with February 2015; with arrivals totalling 16,869. The year 2016 started with January 2016 visitor arrivals registering a decrease of 8.6% over its 2015 corresponding figure which was recorded at a faster rate in comparison to the period under review. Conversely, this was the second largest recorded number of visitors to Anguilla for the month of February, dating back to figures from 1993.

This overall visitor arrivals decrease was due to the decline in excursionist arrivals/day-trippers to the island as tourist arrivals/stay over visitors increased during the period.

Of these visitors, 1.6% of the arrivals represented business travellers and the other 98.4% vacationers.



	2007	2008	2009	2010	2011	2012	2013	2014	2015	2016
■ Air	3,388	2,993	1,736	1,598	2,139	1,512	1,361	1,342	1,704	1,221
■ Sea	13,064	9,556	8,298	10,439	9,863	11,849	13,344	15,012	16,407	15,648
■ Total	16,452	12,549	10,034	12,037	12,002	14,705	14,705	16,354	18,111	16,869

Figure 1: Visitor Arrivals, February 2007 - 2016

### PASSENGER MOVEMENT

Passenger arrivals (including both residents and visitors) were down 6.4%, totalling 23,064 from February's 2015 figure of 24,641 passengers.

Anguilla's inward passenger movement by sea continues to be the main mode of entry; as the seaports saw inward passengers of 21,484 (93.1%), of which, 17,559 (81.7%) passengers entered at the Blowing Point terminal and 3,925 (18.3%) at the Sandy Ground port. 1,580 (6.9%) passengers came into Anguilla via the Clayton J. Lloyd International Airport.

Passenger departures decreased by 6.6% relative to the same period in 2016, to 22,544 outbound passengers, compared to the recorded 24,135 in 2015.

Passenger departures via the seaports from Anguilla accounted for 92.2% (20,793), of which 16,909 (81.3%) passengers left through the Blowing Point terminal and 3,884 (18.7%) passengers made their exit from the Sandy Ground port. The Clayton J. Lloyd International Airport facilitated 7.8% (1,751) of the departures from Anguilla.

### TOURISTS (Stay-Over Visitors)

February tourist or stay over visitor arrivals to Anguilla was up 7.6% over the same period for 2015 with 7,960 persons. Anguilla's tourist arrivals in February showed increases over the previous years since 2010 after the 23.5% decline in 2009 over the February 2008 figure and this period 2016/15 increase was the second highest after the 9.7% increase for February 2011/2010. This period's figure recorded the largest number of tourist arrivals to Anguilla dating

back to 1993.

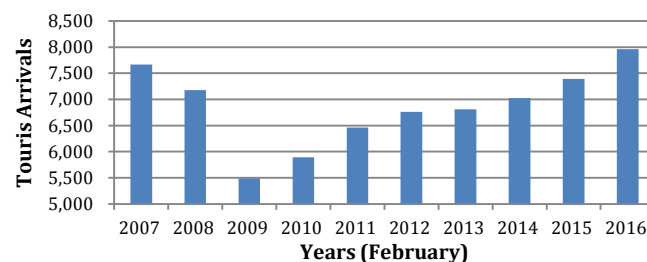


Figure 2: Tourist Arrivals, February 2007-2015

**TOURISTS (Stay- Over Visitors)** *continued*

The average intended length of stay of tourists in Anguilla for the period under review remained unchanged at 7.5 days compared to February 2015. The largest slice of tourists, 47.6% intended to spend 4-7 days in Anguilla. 22.3% of tourists wished to stay 1-3 days, followed by 21.2% for 8-15 days, 2.4% for 16-22 and 6.5% indicating they intended to stay 23 or more days .

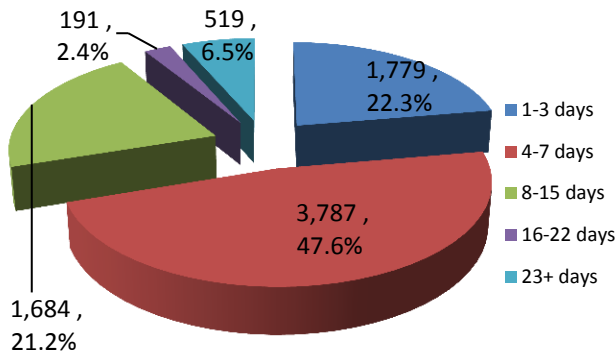


Figure 3: Tourist Arrivals by Length of Stay, February 2016

A review of the source markets for tourists visiting Anguilla during February 2016 showed increases within 7 of the sources markets which contributed to the overall tourist arrivals increase and decrease in 3 markets. The largest increase was experienced in the “German” market with 96.0%, followed by the “French West Indies” and “Other European” country market by 23.9% and 17.9% respectively. The decreases were reported by “Canadian”, “Dutch West Indies”, and “U.K.” markets with 8.7%, 2.5% and 0.3%. The USA market, Anguilla’s major source market recorded an increase of 8.2%, with a 71.6% share of the tourist arrivals market.

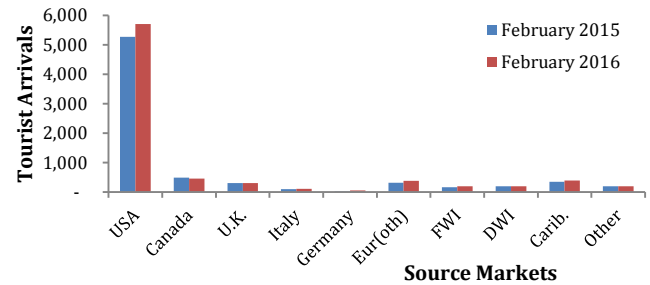


Figure 4: Tourist Arrivals by Country of Residence, February 2015 and 2016

**EXCURSIONISTS (Day Trippers)**

Excursionist arrivals for the month under review recorded a decrease of 16.9%; 8,909 day trippers, over the 10,716 during the same period in 2015. This was the second decrease in the number of excursionists to the island for the 2016. The seaports were the main mode of entry with 99.5% of excursionists entering; of which 60.8 entered via the Blowing Point terminal. The Sandy Ground seaport welcomed 39.2%, six small cruise vessels docked, during February 2015, accommodating 674 passengers.

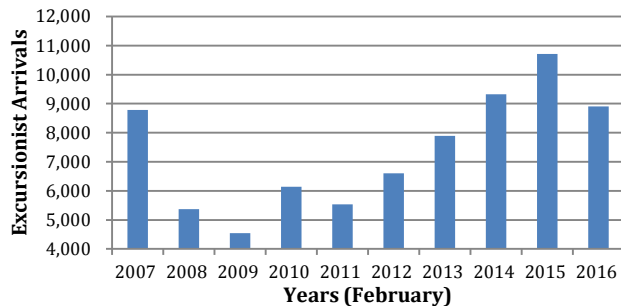


Figure 5: Excursionist Arrivals, February 2007–2016

Day trippers to Anguilla showed a falloff in seven (7) of the source markets and advances in three (3). The largest decrease was in the ‘U.K.’ market with 58.5%; followed by 40.2% and 32.9% in the ‘Other’ and “Canadian” source markets. The increases were recorded by the Italian, Caribbean and German markets with 56.9%, 46.2% and 2.8% respectively over 2015 figures

Anguilla major source market the USA, held a share of 46.9% of this excursionists’ market which showed a decrease of 14.6% over the period February 2015.

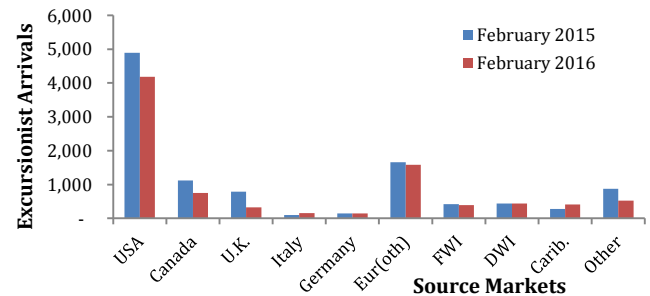


Figure 6: Excursionist Arrivals by Country of Residence, February 2015 and 2016

This report, along with other Tourism Data, is available at the Government of Anguilla Statistics Department’s website: <http://gov.ai/statistics/tourism.htm>